

EQUIPMENT REGULATION FOR FENCING LESSON



ACADEMIE D'ARMES INTERNATIONALE

EQUIPMENT REGULATION FOR FENCING LESSON

Preamble

The National Academies of Arms, meeting in Congress on the 21st and 22nd April 1962 in Basel - following a provisional committee created in 1958 and a desire for a Union of the body of masters expressed on the 17th August 1930 in Antwerp - decided to constitute a World Organization gathering all the National Academies and to give it statutes.

The AAI has among its purposes to contribute to the development of principles, rules techniques and methods of teaching of fencing in all its forms.

Art. 1

Object of the Regulation - The Académie d'Armes Internationale publishes these Rules for the definition of protective equipment for teacher or coach, in the exercise of the fencing lesson.

Art. 2

Fencing Lesson - Fencing teachers or coaches equip themselves, dress and give the lesson in their own way, on their own responsibility and at their own risk.

Anyone who gives the lesson must wear at least the fencing master plastron, a fencing glove and a regulation mask.

Any athlete who takes the lesson must wear a mask and a glove.

The security measures laid down in this Regulation, are intended to strengthen the security of teachers and coaches, without being able to guarantee and can not therefore - regardless of how they are applied - lead responsibility for their students or athletes.

Art. 3

Mask - The protective mask for the head and neck is the same as that used in international competitions, according to the FIE-1600Nw EC standards, and must have the approval mark; it is not recommended the use of masks with transparent visor.

The mask must not have any lumps or signs of wear that could compromise its structural integrity and regularity of its shape.

Art. 4

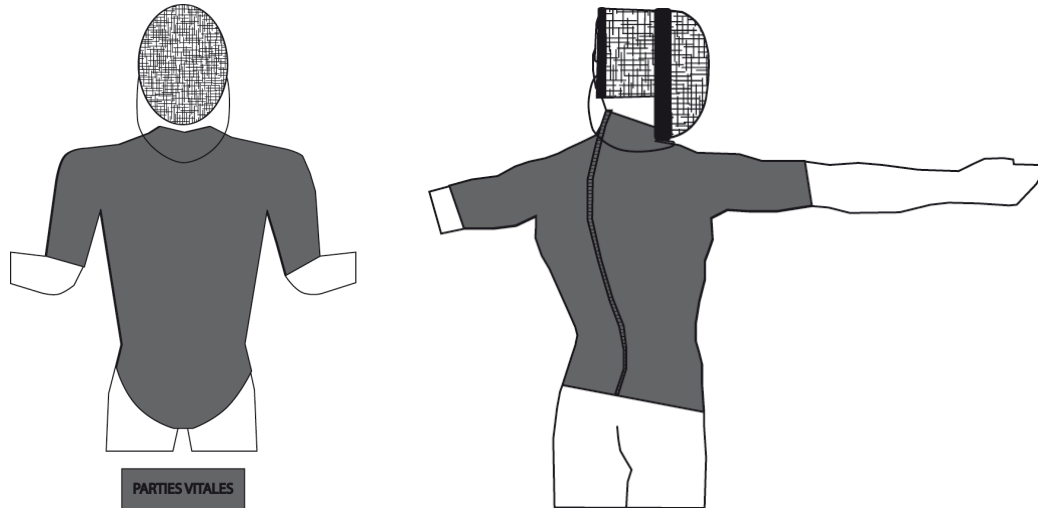
Plastron - The plastron is a heavily padded jacket that fencing masters use to protect their chest during the lesson.

EQUIPMENT REGULATION FOR FENCING LESSON

The plastron must be made with a solid material, natural or synthetic, and must provide the maximum protection compatible with the freedom of movement necessary for the practice of fencing.

The plastron should in no way have any tears or openings through which the student's blade can penetrate, and must be equipped with a rear lacing, in correspondence of the back.

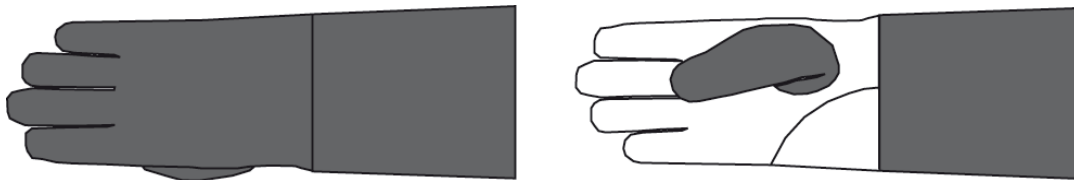
The plastron must cover all vital parts, in the illustrated diagram.



Top: included in the jacket, the armor must protect the neck below the flap superimposed with the latter, the two hollow below and above the clavicle, the retro arms axillary region and the precordium. Bottom: the abdomen, the two groin and genitals.

Art. 5

Glove - The glove for armed hand, must be leather or other material, natural or synthetic, with similar characteristics, lightly padded on the back of the hand, the fingers and the cuff, and must cover at least up in the middle of the forearm (cfr. FIE Materials Regulations).

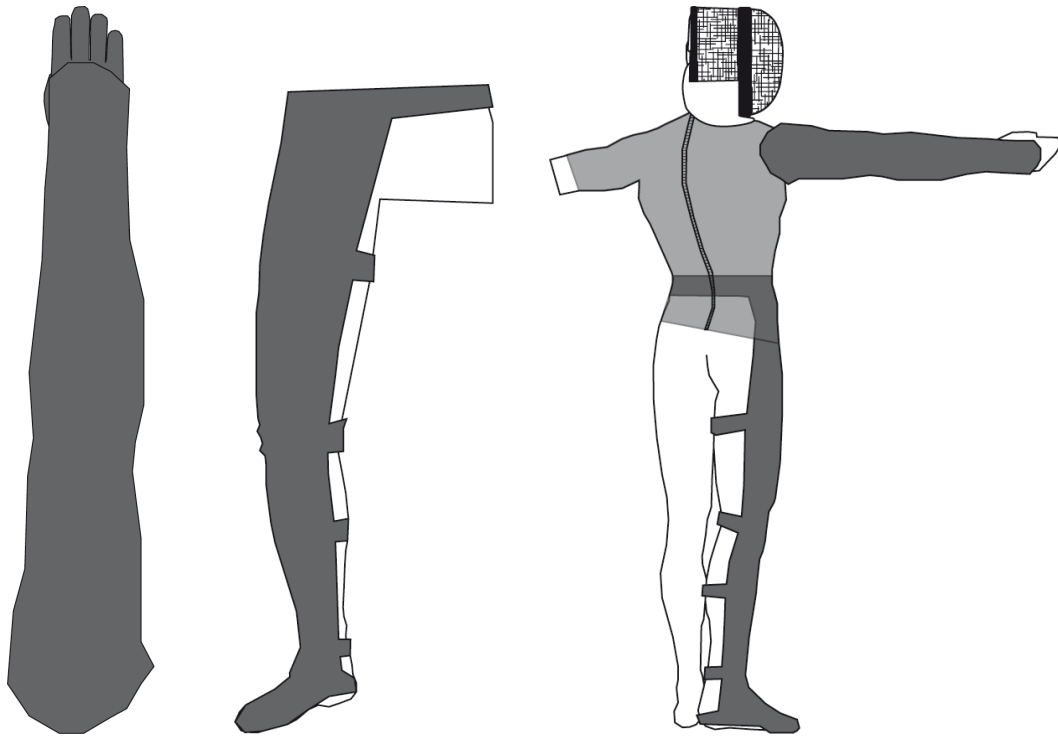


Art. 6

Protection gears for épée lesson - The protection for the armed arm is a single piece sleeve crafted in leather or other material, natural or synthetic, with similar characteristics, padded covering the back of the hand to the shoulder, without tears or openings through which the student's blade can penetrate; protection can be either detachable or fixed stably on the glove, and must cover the half inning of the plastron.

The protection for the leg is a single trouser made of leather or other material, natural or synthetic, with similar characteristics, padded covering from waist to toe, with a posterior lacing from the base of the gluteus to the heel, in correspondence of the line of femoris biceps muscle and the popliteal, without tears or openings through which the student's blade can penetrate; plastron should cover protection for the leg.

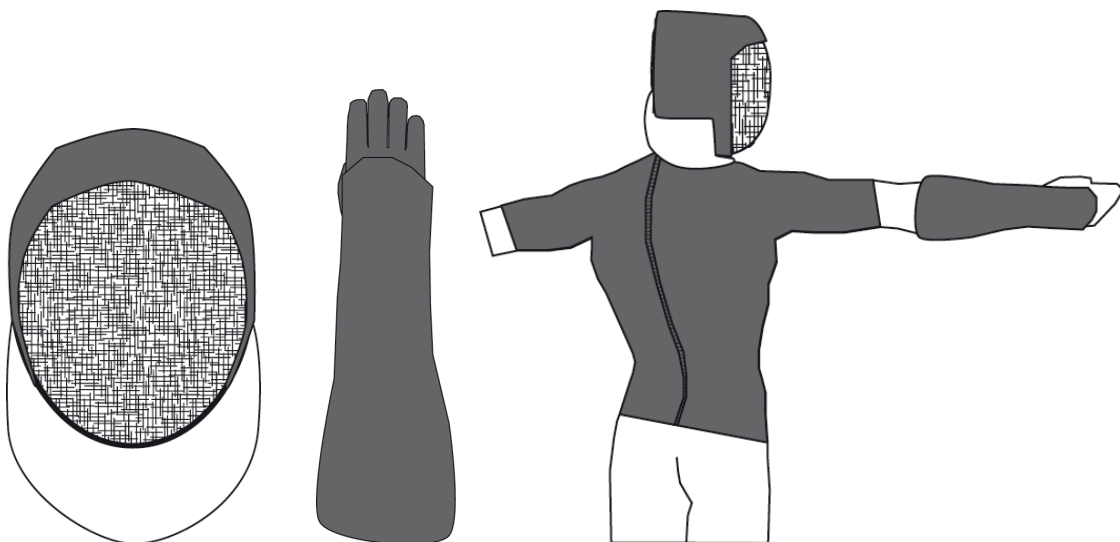
EQUIPMENT REGULATION FOR FENCING LESSON



Art. 7

Protection gears for the saber lesson - A padded protection can be applied to cushion the blows on the top and sides of the mask, which is provided by a solid lacing behind the neck and under the chin, provided that such application does modifying or not affect structural integrity of the mask.

Protection for the armed arm is a sleeve crafted in leather or other material, natural or synthetic, with similar characteristics, padded covering the back of the hand to the elbow joint, without tears or openings through which the student blade can penetrate; protection can be either detachable or fixed stably on the glove.



Art. 8

Approval mark - The AAI approval mark has the following graphic:

EQUIPMENT REGULATION FOR FENCING LESSON



The AAI mark may be applied by means of a embroidered or printed fabric label (Attachment 2), on the following equipment:

- 1) plastrons;
- 2) gloves;
- 3) arm protections (épée or saber);
- 4) leg and foot protections (épée);
- 5) mask protections (sabre).

For the right to apply the approval mark to their products, the manufacturer must make written application to the Secretariat General of the AAI, by sending two items per production model to the address specified by the same Secretariat.

If items are deemed compliant with the standards established in previous articles, the Secretariat will communicate officially the positive results of checks, issue to the applying producer a Certificate of Approval (Attachment 1), send the electronic document containing the graphics of the mark in high resolution, and the commercial denomination of the producer will be included in the list attached to this Regulation.

The issue of the Certificate of Homologation may be subject to registration fees, the amount of which is defined by the AAI Executive Committee.

Approved by AAI Bureau in Maubeuge, june 21st 2015

M^o Giovanni Rapisardi
AAI President

M^{tre} Cedric Deloison
AAI General Secretary

M^{tre} Gérald Williot
AAI Treasurer

EQUIPMENT REGULATION FOR FENCING LESSON

Attachment 1 - Approval Certificate (Facsimile)



The image shows a facsimile of a homologation certificate from the Académie d'Armes Internationale (AAI). It features the AAI logo in the top left corner, which is a circular emblem with a sword and the text 'ACADEMIE D'ARMES INTERNATIONALE'. The main title is 'ACADEMIE D'ARMES INTERNATIONALE' in a large, serif font. Below this is 'CERTIFICAT D'HOMOLOGATION' in a bold, sans-serif font. The AAI logo is repeated in a large, light grey watermark in the background. The text 'OCTROYÉ AU PRODUCTEUR' is centered below the logo. A horizontal line separates this from 'POUR LES PRODUITS SUIVANTS'. Below this, the products are listed in italics: 'Plastrons, Gants, Bras Epée, Jambe Epée, Bras Sabre, Protection pour Masque'. Another horizontal line follows. At the bottom, three roles are listed: 'LE TRÉSORIER DE L'AAI' on the left, 'LE PRÉSIDENT DE L'AAI' in the center, and 'LE SECRÉTAIRE GENERAL DE L'AAI' on the right. The date 'Maubeuge, le 21 Juin 2015' is printed at the very bottom center.

Attachment 2 - Mark for labels (Facsimile)



Attachment 3 - Certified Producers List

| Nom du Producteur | Nationalité | Produits Certifiés | Date de Certification |
|-------------------|-------------|--------------------|-----------------------|
| | | | |
| | | | |
| | | | |